




SoloTech™

Peristaltic Hose Pumps



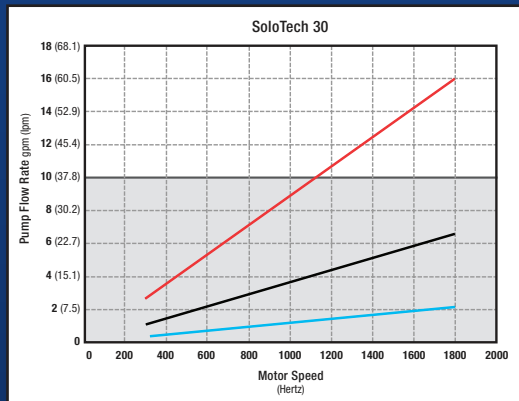
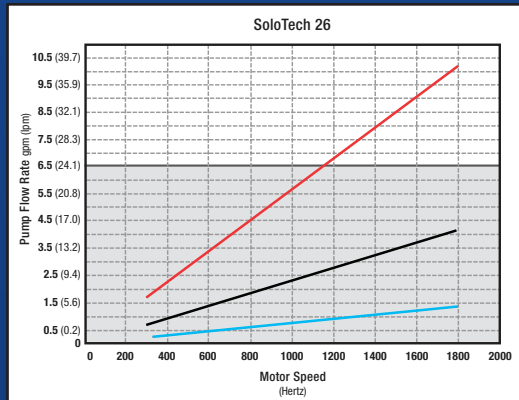
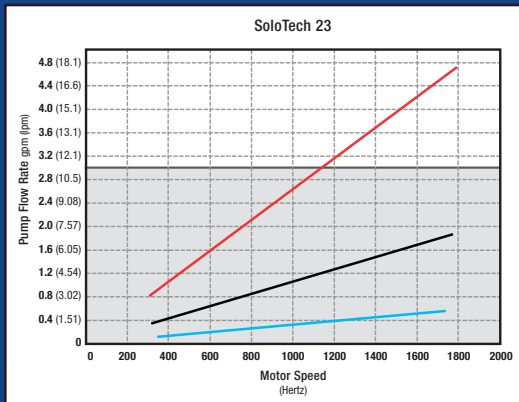
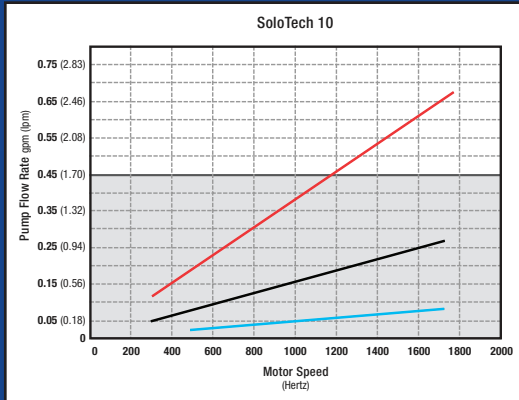
Single roller compresses an engineered hose through a full 360-degrees of rotation

- More flow per revolution than conventional designs
- Inexpensive to maintain – no valves, seals or glands
- Pumps are reversible and can be used to empty lines or clear blockages
- Extended hose life – only one hose compression per revolution

PROVEN QUALITY. LEADING TECHNOLOGY.

BUILT TO HANDLE YOUR TOUGHEST JOBS

Performance



Gear Box Ratio
 — High — Mid — Low
 Continuous Duty Operating Range

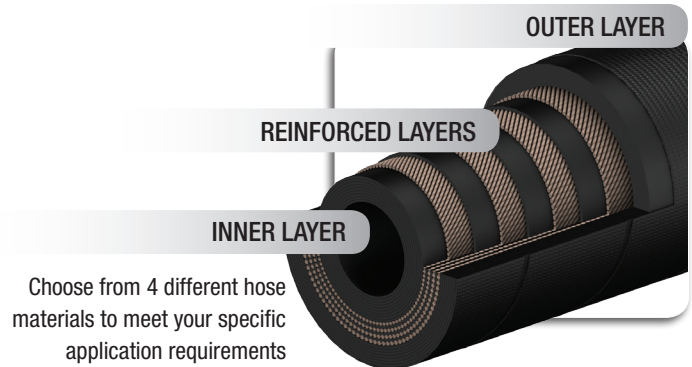
What are you pumping?

It's critical to choose the right pump for your application. Hose and barb failures are caused by poor chemical compatibility or excessive wear, leading to unexpected downtime. Our experts will help you select the correct pump to prevent these failures in the field.

Need more assurance? Our **Brushless DC pump** will remind you when it's time to change your hose before it shuts your process down!

Hose Design

With only the hose in contact with the fluid being pump and no check valves in line, Graco's SoloTech peristaltic pumps are ideal for materials that other pumps cannot handle. Abrasive, corrosive, shear sensitive, and gas entrapped fluids can easily be pumped or dosed into your application.



Hose Materials	Stripe Color / Inside Color	Max. Fluid Temperature	Application Area
Natural Rubber (NR)	None / Black	160°F (71°C)	Abrasives
Chlorosulfonated polyethylene (CSM)	Orange / Black	250°F (121°C)	Highly corrosive chemicals
Nitrile	Yellow / Black	220°F (104°C)	Oils or oily products
Ethylene propylene (EPDM)	Blue / Black	250°F (121°C)	Corrosive chemicals



1 Pump Construction

- Cast aluminum housing reduces pump weight
- Improved mounting flexibility with adjustable feet

2 Electric Motor

- Choose between AC and Brushless DC models
- Multiple gearbox offerings to meet your exact flow rate needs
- Hazardous location motors available

3 Brushless DC Motor

- Batch dispense mode
- Wider turndown ratio allows for larger flow range
- Maintenance reminders

4 Single Roller Design


- Single roller design improves hose life by reducing the number of compressions, temperature and friction
- Metallic roller with bearings provides constant compression and flow

5 Removable Cover

- Aluminum covers with larger sight window makes it easy to access and see internal parts
- Optional leak detector kit mounts on cover

6 Hose Barb Assembly

- Easy to install or remove - no special tools needed
- Available with PVDF and SST barbs options
- Floating flange for easy installation



HOSE CLAMP

DC MOTOR

ROLLER DESIGN

Technical Specifications

Model	SoloTech 10			SoloTech 23			SoloTech 26			SoloTech 30					
Hose Size	10 mm			23 mm			26 mm			30 mm					
Max flow - gpm (lpm)	92 rpm = .685 (2.60)			94 rpm = 4.75 (17.98)			93 rpm = 10.18 (38.54)			91 rpm = 16.0 (60.57)					
Flow - gallon/rev (liter/rev)	0.007 (0.0265)			0.050 (0.190)			0.109 (.412)			0.175 (0.662)					
Pump Speed Range	Low	Mid	High	Low	Mid	High	Low	Mid	High	Low	Mid	High			
Gearbox Ratio	157:1	48:1	19.5:1	157:1	48:1	19.13:1	145:1	47:1	19.27:1	150:1	48:1	19.7:1			
Horsepower	0.25	0.50	0.75	0.25	0.75	1.00	0.33	1.00	2.00	0.50	1.50	3.00			
Pump Speed @ 60 Hz - rpm	11	37	92	11	37	94	12	38	93	12	37	91			
Flow Rate @ 60 Hz - gpm (lpm)	0.085 (0.32)	0.27 (1.02)	.685 (2.60)	0.57 (2.16)	1.89 (7.15)	4.75 (17.98)	1.35 (5.11)	4.18 (15.82)	10.18 (38.54)	2.1 (7.95)	6.55 (24.80)	16.0 (60.57)			
Minimum Flow Rate - gpm (lpm)	0.01 (.038)	0.05 (.189)	0.1 (.379)	0.1 (.379)	0.3 (1.14)	0.8 (3.03)	0.2 (.757)	0.7 (2.65)	1.7 (6.44)	0.4 (1.51)	1.1 (4.16)	2.7 (10.22)			
BLDC Motor Pumps	Gearbox Ratio			37.66:1			37.66:1			38.23:1			36.61:1		
	Pump Speed Range (RPM)			2 - 90			2 - 90			2 - 90			2 - 90		
	Horsepower			1.0			1.0			2.2			2.2		
	Flow Rate @ 60 Hz - gpm (lpm)			.685 (2.60)			4.75 (17.98)			10.18 (38.54)			16.0 (60.57)		
	Minimum Flow Rate - gph (lph)			.026 (.01)			.026 (.01)			.026 (.01)			.026 (.01)		
	Maximum Working Pressure			125 psi (8.6 bar)			125 psi (8.6 bar)			125 psi (8.6 bar)			125 psi (8.6 bar)		
	Maximum Suction Lift - ft (m)			29 (8.9)			29 (8.9)			29 (8.9)			29 (8.9)		
Pump Inlet / Outlet Size			DIN PN16 010 - 3/8 in, ANSI 150 1/2 NPS, JIS 10K 10			DIN PN16 025 - 1 in, ANSI 150 1-1/4 NPS, JIS 10K 025			DIN PN16 025 - 1 in, ANSI 150 1-1/4 NPS, JIS 10K 025			DIN PN16 025 - 1-1/4 in, ANSI 150 1-1/2 NPS, JIS 10K 032			
Operation Manual			3A3096			3A3096			3A3096			3A3096			
Repair Parts Manual			3A3162			3A3162			3A3162			3A3162			

Popular Models*

Part No.	Hose Size	Motor	Gear Reduction	Hose Material	Barb Material
19Z001	10 mm	Brushless DC w/ Graco Controller	10 mm DC (37.66:1)	Natural Rubber	SST
19Z003	10 mm	Brushless DC w/ Graco Controller	10 mm DC (37.66:1)	CSM	PVDF
19Z005	10 mm	Brushless DC w/ Graco Controller	10 mm DC (37.66:1)	Nitrile	SST
19Z010	10 mm	AC Motor	Low (157.43:1)	CSM	SST
19Z017	10 mm	AC Motor	Mid (48.00:1)	Natural Rubber	SST
19Z033	23 mm	Brushless DC w/ Graco Controller	23 mm DC (37.66:1)	Natural Rubber	SST
19Z035	23 mm	Brushless DC w/ Graco Controller	23 mm DC (37.66:1)	CSM	PVDF
19Z041	23 mm	AC Motor	Low (157.43:1)	NR	SST
19Z053	23 mm	AC Motor	Mid (48.00:1)	CSM	PVDF
19Z065	26 mm	Brushless DC w/ Graco Controller	26 mm DC (38.23:1)	Natural Rubber	SST
19Z066	26 mm	Brushless DC w/ Graco Controller	26 mm DC (38.23:1)	CSM	SST
19Z092	26 mm	AC Motor	Mid (47.32:1)	Nitrile	SST
19Z073	26 mm	AC Motor	High (19.54:1)	Natural Rubber	SST
19Z097	30 mm	Brushless DC w/ Graco Controller	30 mm DC (36.6:1)	Natural Rubber	SST
19Z106	30 mm	AC Motor	Mid (48.00:1)	CSM	SST
19Z113	30 mm	AC Motor	High (19.70:1)	Natural Rubber	SST

*To find a complete listing of all SoloTech pump options, see manual number 3A3096.

All written and visual data contained in this document are based on the latest product information available at the time of publication. Graco reserves the right to make changes at any time without notice.

Call today for product information or to request a demonstration.

877.84GRACO (1-877-844-7226) or visit us at www.graco.com/process

